

We are sending this mail to you because you have purchased at least one of our AppGini Helper products or you have registered for our newsletter and confirmed your email address. If you do not want to receive version and update information from us, please click on the unsubscribe link in the bottom right corner. We will not bother you any further. This is absolutely OK for us and there are no disadvantages for you.



AppGini Helper NEWS  
Brand new product available now

## Indicators PHP Library

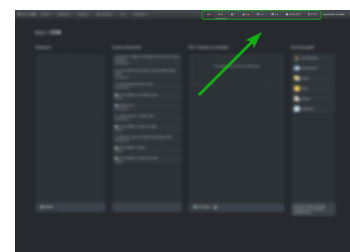
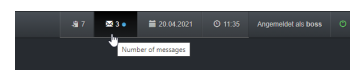
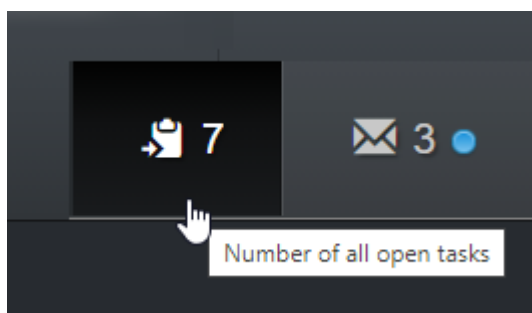
Hello !

We are pleased to announce today's release of our new...

AppGini Helper  
Indicators PHP Library

You may have seen it on our [homepage](#)

The library is available here:  
<https://bizzworxx.onfastspring.com>

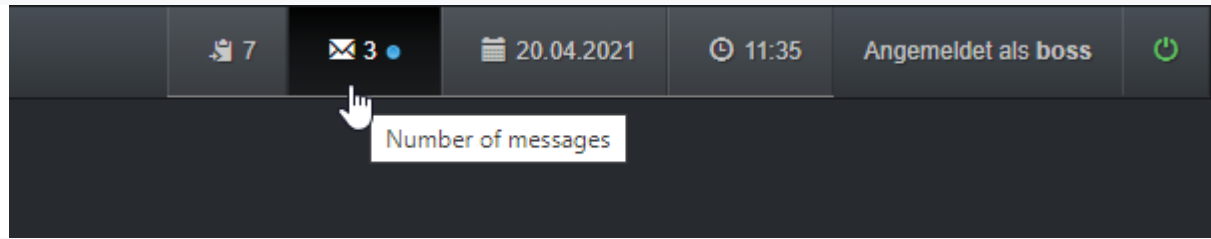


With this library you can add indicators to your navigation bar with a little PHP code.

The indicators update automatically at a configurable interval. The entire page is not reloaded, but only the display of the indicator is updated. The rest of your page remains unchanged, so that the update does not interrupt your users in their work.

The whole thing works with AJAX technology, but you don't have to worry about the technical details: We've packaged everything so that you can use the functionality

with very little code, and still have lots of flexibility because you can use PHP to determine the values to display.



```
$indicator->value = sqlValue("SELECT count(*) FROM messages");  
$indicator->tooltip = "Number of messages";  
$indicator->icon = "envelope";  
$indicator->bullet = "blue";
```

Is it difficult to use?

This is the PHP code for returning a 'Number of Messages' counter as you can see it in the screenshot above.

## DISCOUNT

Limited Offer

10% discount on our new Indicators  
Library until May 16th, 2021

- 10%

Early Adopters Discount

Order now

I hope you like the new extension, for which I see many use cases. If you have any questions or suggestions, do not hesitate to contact me.

You can find my contact details below.



With Kind Regards,  
Jan Setzer

# Welcome, new customers!

Welcome to our community! For beginners I recommend visiting the following links. The helpful tips there will hopefully help you in your work and make troubleshooting easier:

- [Support](#)
- [Troubleshooting\\_guide](#)
- [Best\\_practice\\_guide](#)

And now: Have fun and success with AppGini and our tools!

## Tip

Remember to clear the browser cache after replacing libraries and after making changes to your scripts and styles. Otherwise, your browser may continue to use the outdated code instead of loading the current code from the server.

bizzworxx

Software & IT-Beratung  
Wirt. Inf. BA Jan Setzer  
Rotdornweg 8  
24582 Bordesholm  
Germany

[info@bizzworxx.de](mailto:info@bizzworxx.de)

You received this email  
because you made  
a purchase from us.

[Unsubscribe](#)

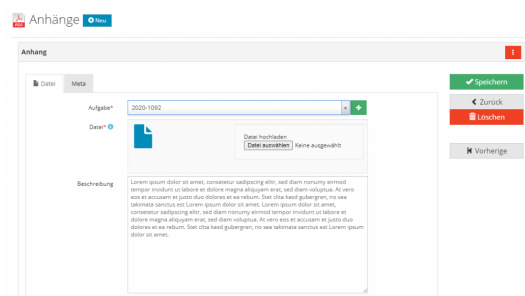


## Blog articles

### Step-by-step

#### Styling a Detail View

Today I am going to take you on a trip from a default, generated detail view to a UI-modified detail view using the latest

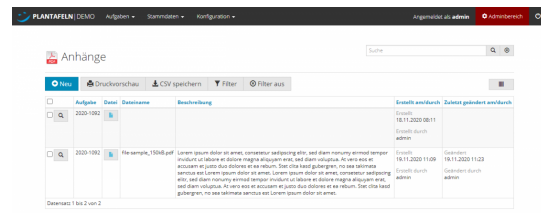


[Read article](#)

## Step-by-step

### Styling a Table View

After we took care of the [styling of the Detail View](#) last time, today I will adapt the corresponding Table View.



Aufgäbe	Datum	Dateiname	Beschreibung	Erstellt am/Durch	Zuletzt geändert am/Durch
2020-10-02			Lorem ipsum dolor sit amet, consectetur adipiscing elit, sed diam nonummy nibh euismod tincidunt ut laoreet dolore magna aliquam erat, sed diam voluptua. Ut vero eos ac accusam et justo duo dolores et ea rebum. Dui congue justo purus, no sea takimata sanctus est Lorem ipsum dolor sit amet.	Erstellt: 16.11.2020 08:11 Durch: admin	
2020-10-02		file-sample_150kB.pdf	Lorem ipsum dolor sit amet, consectetur adipiscing elit, sed diam nonummy nibh euismod tincidunt ut laoreet dolore magna aliquam erat, sed diam voluptua. Ut vero eos ac accusam et justo duo dolores et ea rebum. Dui congue justo purus, no sea takimata sanctus est Lorem ipsum dolor sit amet.	Erstellt: 16.11.2020 11:09 Durch: admin	Zuletzt geändert: 16.11.2020 11:23 Durch: admin

[Read article](#)

## Useful links for AppGineers



[Homepage](#)

[Forum](#)

[Blog](#)

[Shop](#)



[Homepage](#)

[Forum](#)

[Blog](#)

[Shop](#)

[mailer lite](#)